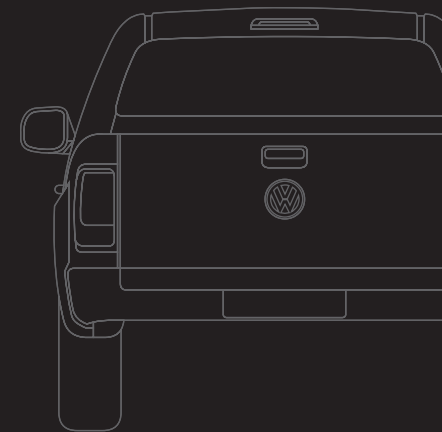


TAG® BRiNK®





Volkswagen Dealership Product Catalogue

September 2023

TAG Towbars are designed, manufactured and tested to comply with ADR62/01 standards.
Towbars are rated to the vehicle's maximum towing capacity. Failure to monitor load limits and tow ball weights can lead to serious instability of towing vehicle and caravan.

TAG Towbars are proudly manufactured in Queensland, Australia. Copyright TAG Towbar. All Rights Reserved.
BRINK is a registered trade mark of Brink Towing Systems B.V. Netherlands. All Rights Reserved.

tagtowbars.com.au



Volkswagen Dealership Product Catalogue

September 2023



Scan to Download the latest
PDF version of this catalogue.

TAG Towbars are designed, manufactured and tested to comply with ADR62/01 standards.
Towbars are rated to the vehicle's maximum towing capacity. Failure to monitor load limits and tow ball weights can lead to serious instability of towing vehicle and caravan.

TAG Towbars are proudly manufactured in Queensland, Australia. Copyright TAG Towbar. All Rights Reserved.
BRiNK is a registered trade mark of Brink Towing Systems B.V. Netherlands. All Rights Reserved.

tagtowbars.com.au

Catalogue Reference

TOWBAR CLASS

E	European
H	Heavy Duty / Class 4 (1-Piece Design)
H3	Heavy Duty / Class 4 (3-Piece Design)
S	Standard Duty / Class 2

T CAP/BW (KG)

Details the towing capacity and ball weight (in kg) of the towbar.

LUG / BALL TYPE

Details the type of lug or ball required for fitment (see abbreviations for details).

EDD	Euro Diagonal Detach (BMA/BMAR)
EF2	Euro Fixed 2 Bolt (C2)
EF4	Euro Fixed 4 Bolt (C4)
EFB	Euro Flanged Ball
EHD	Euro Horizontal Detach (BMC)
EVD	Euro Vertical Detach (BMU)
FF2	Flat Fixed 2 Bolt
FR	Flat Removable
S40	Square 40x40mm Removable
S50	Square 50x50mm Removable
TBA	Lug To Be Advised

EXPOSURE

Indicates whether the tow bar is exposed (E), concealed (C) or partially concealed (PC) (below or behind bumper).

REVERSE SENSOR

Details the type of fitment for Reverse Sensor vehicles (see abbreviations for details).

A	Automatic
DB	Dash Button
FF	Factory Fit
NA	Not Applicable
U2	Universal 2 Wire
VC	Via Coding

COATING

Details the type of towbar coating/finish (see abbreviations for details).

EID	Enamel Immersion Dipped
PC	Powder Coated
EC	Electro Coated

DEALER CODING

Indicates if diagnostic coding is required as part of installation.

C	Compulsory
M	May be Required
NA	Not Applicable
NR	Not Required
O	Optional



TAG Towbars are designed, manufactured and tested to comply with ADR62/01 standards. Towbars are rated to the vehicle's maximum towing capacity. Failure to monitor load limits and tow ball weights can lead to serious instability of towing vehicle and caravan.

Always refer to the vehicle owners manual before installation.

DESCRIPTION	YEAR (MM/YY)	BODY	TOWBAR PART No.	BRAND	TOWBAR CLASS	T CAP (KG)	BW (KG)	COATING	LUG / BALL TYPE	LUG PART No.	REMOVE BUMPER	BUMPER CUT OUT	EXPOSURE	FITTING TIME (HRS)	WIRING HARNESS PART No.	WIRING TIME (HRS)	REVERSE SENSOR	FOG CUT OFF	DEALER CODING	Q2 SUPPORT	CHECK CTRL SUPPORT	LED SUPPORT	OEM CON- NECTORS	TSP SUPPORT
-------------	-----------------	------	--------------------	-------	-----------------	------------	---------	---------	--------------------	-----------------	------------------	-------------------	----------	-----------------------	-------------------------------	----------------------	-------------------	----------------	------------------	---------------	-----------------------	----------------	---------------------	----------------

VOLKSWAGEN

Refer to owners manual for towing capacity and additional requirement

AMAROK																								
2H Suits Models WITHOUT Rear Bumper/Step	02/10 - On	Ute	T4P600	TAG	H	3500	350	EID	S50	L4045	No	No	E	1	BR-756765	1		A	M					
															Direct Fit CAN-Bus Harness suits Vehicles with Tow Prep.									
2H Suits Models WITHOUT Rear Bumper/Step	02/10 - On	Ute	T4P600	TAG	H	3500	350	EID	S50	L4045	No	No	E	1	BR-756965	1	A		O					
															Direct Fit CAN-Bus Wiring Harness.									
2H Suits Models WITH Rear Bumper/Step	02/10 - On	Ute	T7P673	TAG	H	3500	300	PC	S50	L4045	No	No	E	0.5	BR-756765	1		A	M					
Suits Styleside with Factory Bumper/Step															Direct Fit CAN-Bus Harness suits Vehicles with Tow Prep.									
2H Suits Models WITH Rear Bumper/Step	02/10 - On	Ute	T7P673	TAG	H	3500	300	PC	S50	L4045	No	No	E	0.5	BR-756965	1	A		O					
Suits Styleside with Factory Bumper/Step															Direct Fit CAN-Bus Wiring Harness.									
2H Suits Models WITHOUT Rear Bumper/Step	09/11 - On	Cab Chassis	T4P612	TAG	H	3500	350	EID	S50	L4045	No	No	E	1	BR-756765	1		A	M					
															Direct Fit CAN-Bus Harness suits Vehicles with Tow Prep.									
2H	09/11 - On	Cab Chassis	TXR807	TAG	XR	3500	350	PC	S50				E	1	BR-756765	1		A	M					
															Direct Fit CAN-Bus Harness suits Vehicles with Tow Prep.									
2H	09/11 - On	Cab Chassis	TXR807	TAG	XR	3500	350	PC	S50				E	1	BR-756965	1	A		O					
															Direct Fit CAN-Bus Wiring Harness.									
BORA																								
1J	10/98 - 09/05	Sedan, Wagon	BR-524900	Brink	E	1500	75	EC							UNTEC2W	3	NA	NA	NR					
Not for 4wd.															Universal ECU.									
CADDY																								
2CA, 2CB, 2CH, 2CJ, 2K, 2KA, 2KB, 2KH, 2KJ	2004 - 03/21	Van, Van, Wagon, Wagon	T4P575	TAG		1500	80	EID							UNT300	3	NA	NA	NA					
															Universal ECU.									
2CA, 2CB, 2CH, 2CJ, 2K, 2KA, 2KB, 2KH, 2KJ	03/04 - On	Van, Wagon	BR-577000	Brink	E	1500	80	EC							BR-756597		A	A	C	Yes	Yes	Yes	Yes	Yes
Not for 7-seat version with gas installation. Not for cross. Not for maxi (life).															Direct Fit CAN-Bus 7 Pin Wiring Harness. No continuous power solution available. No ignition switched continuous power solution available. Right hand drive.									
2CA, 2CB, 2CH, 2CJ, 2K, 2KA, 2KB, 2KH, 2KJ	03/04 - On	Van, Wagon	BR-577000	Brink	E	1500	80	EC							UNT300	3	NA	NA	NA					
Not for 7-seat version with gas installation. Not for cross. Not for maxi (life).															Universal ECU.									
2CA, 2CB, 2CH, 2CJ, 2K, 2KA, 2KB, 2KH, 2KJ	03/04 - On	Van, Wagon	BR-651600	Brink	E	1500	80	EC							BR-756597		A	A	C	Yes	Yes	Yes	Yes	Yes
Not for 7-seat version with gas installation. Not for cross. Not for ecofuel. Fits only maxi (life) 11/2007->.															Direct Fit CAN-Bus 7 Pin Wiring Harness. No continuous power solution available. No ignition switched continuous power solution available. Right hand drive.									
2CA, 2CB, 2CH, 2CJ, 2K, 2KA, 2KB, 2KH, 2KJ	03/04 - On	Van, Wagon	BR-651600	Brink	E	1500	80	EC							UNT300	3	NA	NA	NA					
Not for 7-seat version with gas installation. Not for cross. Not for ecofuel. Fits only maxi (life) 11/2007->.															Universal ECU.									

TAG

Volkswagen

© Copyright TAG Towbar. All Rights Reserved. September 2023 Edition.
Visit www.tagtowbars.com.au to download the latest product information.

DESCRIPTION	YEAR (MM/YY)	BODY	TOWBAR PART No.	BRAND	TOWBAR CLASS	T CAP (KG)	BW (KG)	COATING	LUG / BALL TYPE	LUG PART No.	REMOVE BUMPER	BUMPER CUT OUT	EXPOSURE	FITTING TIME (HRS)	WIRING HARNESS PART No.	WIRING TIME (HRS)	REVERSE SENSOR	FOG CUT OFF	DEALER CODING	Q2 SUPPORT	CHECK CTRL SUPPORT	LED SUPPORT	OEM CON- NECTORS	TSP SUPPORT
-------------	-----------------	------	--------------------	-------	-----------------	------------	---------	---------	--------------------	-----------------	------------------	-------------------	----------	-----------------------	-------------------------------	----------------------	-------------------	----------------	------------------	---------------	-----------------------	----------------	---------------------	----------------

VOLKSWAGEN

Refer to owners manual for towing capacity and additional requirement

CADDY																								
2CA, 2CB, 2CH, 2CJ, 2K, 2KA, 2KB, 2KH, 2KJ	04/04 - On	Van, Wagon	T4P575	TAG		1500	80	EID							BR-756597		A	A	C	Yes	Yes	Yes	Yes	Yes
															Direct Fit CAN-Bus 7 Pin Wiring Harness. No continuous power solution available. No ignition switched continuous power solution available. Right hand drive.									
SAA, SAH	05/15 - 08/20	Van	BR-577000	Brink	E	1500	80	EC							UNT300	3	NA	NA	NA					
Not for maxi (life).															Universal ECU.									
SAA, SAH	05/15 - 08/20	Van	BR-651600	Brink	E	1500	80	EC							UNT300	3	NA	NA	NA					
Not for alltrack. Not for models with gas installation. Fits only maxi (life).															Universal ECU.									
SAA, SAH	05/16 - 08/20	Van	BR-577000	Brink	E	1500	80	EC							BR-756597		A	A	C	Yes	Yes	Yes	Yes	Yes
Not for maxi (life).															Direct Fit CAN-Bus 7 Pin Wiring Harness. No continuous power solution available. No ignition switched continuous power solution available. Right hand drive.									
SAA, SAH	05/16 - 08/20	Van	BR-651600	Brink	E	1500	80	EC							BR-756597		A	A	C	Yes	Yes	Yes	Yes	Yes
Not for alltrack. Not for models with gas installation. Fits only maxi (life).															Direct Fit CAN-Bus 7 Pin Wiring Harness. No continuous power solution available. No ignition switched continuous power solution available. Right hand drive.									
SBA, SBB, SBH, SBJ	09/20 - On	Van	BR-4002000	Brink	E	1500	75	EC							BR-756953		A	A	C	Yes	Yes	Yes	Yes	Yes
For vehicles with and without prepared connector for wiring kit.															Direct Fit CAN-Bus 7 Pin Wiring Harness. No continuous power solution available. No ignition switched continuous power solution available.									

CARAVELLE																								
T5, T6	2002 - 2018	Minibus, Van, Wagon	T7P725	TAG	H3	2500	100	PC	S50		Yes	Yes		1	UNT300	3	NA	NA	NA					
															Universal ECU.									

CC																								
358, 3C	11/11 - On	Coupe	BR-558200	Brink	E	2200	90	EC	EDD						UNT300	3	NA	NA	NA					
Not for 4motion, not for r-line															Universal ECU.									
358, 3C	01/12 - On	Coupe	BR-558200	Brink	E	2200	90	EC	EDD						BR-756577		A	A	C	Yes	Yes	Yes	Yes	Yes
Not for 4motion, not for r-line															Direct Fit CAN-Bus 7 Pin Wiring Harness. No continuous power solution available. No ignition switched continuous power solution available. Right hand drive.									

CRAFTER 30-35																								
2E	04/06 - On	Bus	BR-511200	Brink	E	3500	140	EC	EF2						UNT300	3	NA	NA	NA					
Not for 4x4, fits only single and double cabin, fits only wheelbase 3250mm (swb), fits only wheelbase 3665mm (mwb), fits only wheelbase 4325mm (lwb), fits only wheelbase 4350mm (xl - lwb), for vehicles without footboard, fits only single air, not for 4motion, fits only 3.0 ton variant, fits only 3.5 ton variant, for vehicles with and without footboard, if necessary, models with footboard have to change a bumperpart at the dealer, fits only rwd, not for models with original underrun protector, fits only 4.6 ton variant															Universal ECU.									

CRAFTER 30-50																								
2E, 2F	04/06 - On	Cab Chassis	BR-511200	Brink	E	3500	140	EC	EF2						UNT300	3	NA	NA	NA					
Not for 4x4, fits only single and double cabin, fits only wheelbase 3250mm (swb), fits only wheelbase 3665mm (mwb), fits only wheelbase 4325mm (lwb), fits only wheelbase 4350mm (xl - lwb), for vehicles without footboard, fits only single air, not for 4motion, fits only 3.0 ton variant, fits only 3.5 ton variant, for vehicles with and without footboard, if necessary, models with footboard have to change a bumperpart at the dealer, fits only rwd, not for models with original underrun protector, fits only 4.6 ton variant															Universal ECU.									
2E, 2F	04/06 - On	Cab Chassis	BR-511400	Brink	E	3500	150	EC	EF4						UNTEC2W	3	NA	NA	NR					
Not for 4motion. Fits only 5.0 ton version. Fits only wheelbase 3250mm (swb). Fits only wheelbase 3665mm (mwb).															Universal ECU.									

DESCRIPTION	YEAR (MM/YY)	BODY	TOWBAR PART No.	BRAND	TOWBAR CLASS	T CAP (KG)	BW (KG)	COATING	LUG / BALL TYPE	LUG PART No.	REMOVE BUMPER	BUMPER CUT OUT	EXPOSURE	FITTING TIME (HRS)	WIRING HARNESS PART No.	WIRING TIME (HRS)	REVERSE SENSOR	FOG CUT OFF	DEALER CODING	Q2 SUPPORT	CHECK CTRL SUPPORT	LED SUPPORT	OEM CON -NECTORS	TSP SUPPORT
-------------	-----------------	------	--------------------	-------	-----------------	------------	---------	---------	--------------------	-----------------	------------------	-------------------	----------	-----------------------	-------------------------------	----------------------	-------------------	----------------	------------------	---------------	-----------------------	----------------	---------------------	----------------

VOLKSWAGEN

Refer to owners manual for towing capacity and additional requirement

GOLF																								
1E7, 1H1, MK3, MK 3, MKIII, TYPE 3	03/94 - 1998	Convertible, Hatchback	BR-200400	Brink	E	1500	75	EC							UNT022	2	NA	NA	NA					
															Universal Harness with 7 Pin Flat Plug.									
1J1, 1K1	08/97 - 11/08	Hatchback	BR-524900	Brink	E	1500	75	EC							UNTEC2W	3	NA	NA	NR					
Not for 4motion. Not for cabrio. Not for r32.															Universal ECU.									
1K1, MKV	10/03 - 02/09	Hatchback	BR-427600	Brink	E	1800	75	EC	EDD						UNT300	3	NA	NA	NA					
Not for gt sport. Not for gti. Not for r32. Bumper cover plate included.															Universal ECU.									
517, 5K1, AJ5, MK 6, MKVI	10/08 - On	Convertible, Hatchback, Wagon	BR-515100	Brink	E	1700	100	EC	EDD						UNT300	3	NA	NA	NA					
Not for cabrio. Not for r 4-motion. Not for r-line. Attention! Spoiler needs to be replaced. Spoiler, together with bumper cover plate, can be ordered at the dealer.															Universal ECU.									
1K1	02/09 - 02/09	Hatchback	BR-515100	Brink	E	1700	100	EC	EDD						UNT300	3	NA	NA	NA					
Not for cross. Attention! Spoiler needs to be replaced. Spoiler, together with bumper cover plate, can be ordered at the dealer.															Universal ECU.									
5G1, AJ5, BA5, BE1, BE2, BQ1, VII Not for e-Golf	01/12 - On	Hatchback, Wagon	BR-567100	Brink	E	2000	80	EC	EDD						UNT300	3	NA	NA	NA					
Not for e-golf. Not for gtd. Not for gti. Not for gti tcr. Not for join. Not for r 4-motion. Not for r-line.															Universal ECU.									
5G1, AJ5, BA5, BE1, BE2, BQ1, VII	01/12 - On	Hatchback, Wagon	BR-586600	Brink	E	1800	80	EC	EDD						UNT300	3	NA	NA	NA					
Not for e-golf. Fits only gte hybrid. Not for gte hybrid with smart opener system.															Universal ECU.									
5G1, BE1, BE2, BQ1	01/12 - On	Hatchback	VWK717	TAG	E	2000	80	PC	EHD		Yes	Yes	C	3	UNT300	3	NA	NA	NA					
															Universal ECU.									
5G1, BE1, BE2, BQ1	01/12 - On	Hatchback	VWK717V	TAG	E	2000	80	PC	EVD	K58V	Yes	Yes	C	3	UNT300	3	NA	NA	NA					
															Universal ECU.									
5G1, BE1, BE2, BQ1 Not for e-Golf	08/12 - On	Hatchback	BR-567100	Brink	E	2000	80	EC	EDD						750071EJ	1	VC	NA	O					
Not for e-golf. Not for gtd. Not for gti. Not for gti tcr. Not for join. Not for r 4-motion. Not for r-line.															Direct Fit CAN-Bus Wiring Harness.									
5G1, BE1, BE2, BQ1	08/12 - On	Hatchback	BR-586600	Brink	E	1800	80	EC	EDD						750071EJ	1	VC	NA	O					
Not for e-golf. Fits only gte hybrid. Not for gte hybrid with smart opener system.															Direct Fit CAN-Bus Wiring Harness.									
5G1, BE1, BE2, BQ1	08/12 - On	Hatchback	BR-606500	Brink	E	2000	85	EC	EVD						750071EJ	1	VC	NA	O					
Not for e-golf. Not for gti tcr. Not for join. Not for r 4-motion. Not for r-line. Attention! Spoiler needs to be replaced. Spoiler can be ordered at the dealer.															Direct Fit CAN-Bus Wiring Harness.									
5G1, BE1, BE2, BQ1	08/12 - On	Hatchback	BR-643700	Brink	E	2000	85	EC							750071EJ	1	VC	NA	O					
Fits only gti.															Direct Fit CAN-Bus Wiring Harness.									
5G1, BE1, BE2, BQ1	08/12 - On	Hatchback	T2P620	TAG	S	1600	160	EID	FF2	L233C	Yes	Yes	C	3	750071EJ	1	VC	NA	O					
															Direct Fit CAN-Bus Wiring Harness.									
5G1, BE1, BE2, BQ1, MK 7, TYPE 7	08/12 - On	Hatchback	T2P620	TAG	S	1600	160	EID	FF2	L233C	Yes	Yes	C	3	UNT300	3	NA	NA	NA					
															Universal ECU.									
5G1, BE1, BE2, BQ1	08/12 - 08/18	Hatchback	VWK717	TAG	E	2000	80	PC	EHD		Yes	Yes	C	3	750071EJ	1	VC	NA	O					
															Direct Fit CAN-Bus Wiring Harness.									
5G1, BE1, BE2, BQ1	08/12 - 08/18	Hatchback	VWK717V	TAG	E	2000	80	PC	EVD	K58V	Yes	Yes	C	3	750071EJ	1	VC	NA	O					
															Direct Fit CAN-Bus Wiring Harness.									
BA5, BV5, BX5, BX6, MKVII	04/13 - On	Wagon	BR-586600	Brink	E	1800	80	EC	EDD						UNT300	3	NA	NA	NA					
Not for r 4-motion. Not for r-line.															Universal ECU.									

DESCRIPTION	YEAR (MM/YY)	BODY	TOWBAR PART No.	BRAND	TOWBAR CLASS	T CAP (KG)	BW (KG)	COATING	LUG / BALL TYPE	LUG PART No.	REMOVE BUMPER	BUMPER CUT OUT	EXPOSURE	FITTING TIME (HRS)	WIRING HARNESS PART No.	WIRING TIME (HRS)	REVERSE SENSOR	FOG CUT OFF	DEALER CODING	Q2 SUPPORT	CHECK CTRL SUPPORT	LED SUPPORT	OEM CON -NECTORS	TSP SUPPORT
-------------	-----------------	------	--------------------	-------	-----------------	------------	---------	---------	--------------------	-----------------	------------------	-------------------	----------	-----------------------	-------------------------------	----------------------	-------------------	----------------	------------------	---------------	-----------------------	----------------	---------------------	----------------

VOLKSWAGEN

Refer to owners manual for towing capacity and additional requirement

GOLF																										
BA5, BV5, BX5, BX6, MKVII		04/13 - 03/17		Wagon	BR-575500	Brink	E	1800	100	EC	EDD						UNT300	3	NA	NA	NA					
Not for r 4-motion. Not for r-line.																	Universal ECU.									
5G1, AJ5, BA5, BE1, BE2, BQ1, VII Not for e-Golf		06/14 - On		Hatchback, Wagon	BR-567100	Brink	E	2000	80	EC	EDD						BR-701508		A	A	C	Yes	Yes	Yes	Yes	Yes
Not for e-golf. Not for gtd. Not for gti. Not for gti tcr. Not for join. Not for r 4-motion. Not for r-line. For vehicles with and without prepared connector for wiring kit.																	Direct Fit CAN-Bus 13 Pin Wiring Harness. Power supply (pin 9) included. Including Battery charge (pin 10). Right hand drive.									
5G1, AJ5, BA5, BE1, BE2, BQ1, VII		06/14 - On		Hatchback, Wagon	BR-586600	Brink	E	1800	80	EC	EDD						BR-701508		A	A	C	Yes	Yes	Yes	Yes	Yes
Not for e-golf. Fits only gte hybrid. Not for gte hybrid with smart opener system. For vehicles with and without prepared connector for wiring kit.																	Direct Fit CAN-Bus 13 Pin Wiring Harness. Power supply (pin 9) included. Including Battery charge (pin 10). Right hand drive.									
5G1, AJ5, BA5, BE1, BE2, BQ1, VII		06/14 - On		Hatchback, Wagon	BR-606500	Brink	E	2000	85	EC	EVD						BR-701508		A	A	C	Yes	Yes	Yes	Yes	Yes
Not for e-golf. Not for gti tcr. Not for join. Not for r 4-motion. Not for r-line. Attention! Spoiler needs to be replaced. Spoiler can be ordered at the dealer. For vehicles with and without prepared connector for wiring kit.																	Direct Fit CAN-Bus 13 Pin Wiring Harness. Power supply (pin 9) included. Including Battery charge (pin 10). Right hand drive.									
5G1, AJ5, BA5, BE1, BE2, BQ1, VII		06/14 - On		Hatchback, Wagon	BR-643700	Brink	E	2000	85	EC							BR-701508		A	A	C	Yes	Yes	Yes	Yes	Yes
Fits only gti. For vehicles with and without prepared connector for wiring kit.																	Direct Fit CAN-Bus 13 Pin Wiring Harness. Power supply (pin 9) included. Including Battery charge (pin 10). Right hand drive.									
5G1, BE1, BE2, BQ1		06/14 - On		Hatchback	T2P620	TAG	S	1600	160	EID	FF2	L233C	Yes	Yes	C	3	BR-701508		A	A	C	Yes	Yes	Yes	Yes	Yes
For vehicles with and without prepared connector for wiring kit.																	Direct Fit CAN-Bus 13 Pin Wiring Harness. Power supply (pin 9) included. Including Battery charge (pin 10). Right hand drive.									
5G1, BE1, BE2, BQ1		06/14 - On		Hatchback	VWK717	TAG	E	2000	80	PC	EHD		Yes	Yes	C	3	BR-701508		A	A	C	Yes	Yes	Yes	Yes	Yes
For vehicles with and without prepared connector for wiring kit.																	Direct Fit CAN-Bus 13 Pin Wiring Harness. Power supply (pin 9) included. Including Battery charge (pin 10). Right hand drive.									
5G1, BE1, BE2, BQ1		06/14 - On		Hatchback	VWK717V	TAG	E	2000	80	PC	EVD	K58V	Yes	Yes	C	3	BR-701508		A	A	C	Yes	Yes	Yes	Yes	Yes
For vehicles with and without prepared connector for wiring kit.																	Direct Fit CAN-Bus 13 Pin Wiring Harness. Power supply (pin 9) included. Including Battery charge (pin 10). Right hand drive.									
BA5, BV5, BX5, BX6, MKVII		06/14 - On		Wagon	BR-575500	Brink	E	1800	100	EC	EDD						BR-701508		A	A	C	Yes	Yes	Yes	Yes	Yes
Not for r 4-motion. Not for r-line. For vehicles with and without prepared connector for wiring kit.																	Direct Fit CAN-Bus 13 Pin Wiring Harness. Power supply (pin 9) included. Including Battery charge (pin 10). Right hand drive.									
BA5, BV5, BX5, BX6, MKVII		06/14 - On		Wagon	BR-586600	Brink	E	1800	80	EC	EDD						BR-701508		A	A	C	Yes	Yes	Yes	Yes	Yes
Not for r 4-motion. Not for r-line. For vehicles with and without prepared connector for wiring kit.																	Direct Fit CAN-Bus 13 Pin Wiring Harness. Power supply (pin 9) included. Including Battery charge (pin 10). Right hand drive.									

GOLF ALLTRACK																									
BA5	12/14 - On	Wagon	BR-586600	Brink	E	1800	80	EC	EDD							UNT300	3	NA	NA	NA					
Not for cupra, not for models with gas installation, not for x-perience, not for 4wd, not for rs, not for scout, not for r 4-motion, not for r-line, not for e-golf, fits only gte hybrid, not for gte hybrid with smart opener system															Universal ECU.										
BA5	02/15 - On	Wagon	BR-586600	Brink	E	1800	80	EC	EDD							BR-701508		A	A	C	Yes	Yes	Yes	Yes	Yes
Not for cupra, not for models with gas installation, not for x-perience, not for 4wd, not for rs, not for scout, not for r 4-motion, not for r-line, not for e-golf, fits only gte hybrid, not for gte hybrid with smart opener system															Direct Fit CAN-Bus 13 Pin Wiring Harness. Power supply (pin 9) included. Including Battery charge (pin 10). Right hand drive.										
For vehicles with and without prepared connector for wiring kit.																									

JETTA																								
1K2	08/05 - 10/10	Sedan	BR-450300	Brink	E	1700	75	EC	EDD						BR-756577		A	A	C	Yes	Yes	Yes	Yes	Yes
Bumper cover plate included.															Direct Fit CAN-Bus 7 Pin Wiring Harness. No continuous power solution available. No ignition switched continuous power solution available. Right hand drive.									

DESCRIPTION	YEAR (MM/YY)	BODY	TOWBAR PART No.	BRAND	TOWBAR CLASS	T CAP (KG)	BW (KG)	COATING	LUG / BALL TYPE	LUG PART No.	REMOVE BUMPER	BUMPER CUT OUT	EXPOSURE	FITTING TIME (HRS)	WIRING HARNESS PART No.	WIRING TIME (HRS)	REVERSE SENSOR	FOG CUT OFF	DEALER CODING	SUPPORT	CHECK CTRL SUPPORT	LED SUPPORT	OEM CON -NECTORS	TSP SUPPORT
VOLKSWAGEN																								
Refer to owners manual for towing capacity and additional requirement																								
JETTA																								
1K2	08/05 - 10/10	Sedan	BR-450300	Brink	E	1700	75	EC	EDD						UNT300	3	NA	NA	NA					
Bumper cover plate included.															Universal ECU.									
KOMBI																								
T5	07/06 - 2009	Van	T7P725	TAG	H3	2500	100	PC	S50		Yes	Yes		1	UNT300	3	NA	NA	NA					
															Universal ECU.									
LT 28-35																								
2DM	05/99 - 07/06	Bus	BR-293100	Brink	E	2800	120	EC	EF2						UNTEC2W	3	NA	NA	NR					
Fits only wheelbase 3,0m. For vehicles without footboard.															Universal ECU.									
LT35 - LT50																								
2DX0AE	05/99 - 07/06	Van	BR-293100	Brink	E	2800	120	EC	EF2						UNTEC2W	3	NA	NA	NR					
Fits only wheelbase 3,0m. For vehicles without footboard.															Universal ECU.									
MULTIVAN																								
7EF, 7EM, 7EN, 7HF, 7HM, 7HN	11/03 - On	Minibus	BR-437100	Brink	E	2800	120	EC							UNTEC2W	3	NA	NA	NR					
For vehicles without park distance control.															Universal ECU.									
7EF, 7EM, 7EN, 7HF, 7HM, 7HN, SGF, SGM, SGN, SHM, SHN	11/03 - On	Bus, Minibus	BR-468400	Brink	E	2800	120	EC	EDD						UNTEC2W	3	NA	NA	NR					
															Universal ECU.									
T5, T6	06/05 - 06/20	Minibus, Van, Wagon	T7P725	TAG	H3	2500	100	PC	S50		Yes	Yes		1	UNT300	3	NA	NA	NA					
															Universal ECU.									
SGF, SGM, SGN, SHM, SHN	04/15 - On	Bus	BR-437100	Brink	E	2800	120	EC							UNTEC2W	3	NA	NA	NR					
For vehicles without park distance control															Universal ECU.									
PASSAT																								
3B, 3B2, 3B3, 3B5, B5, B5.5	10/96 - 05/05	Sedan, Wagon	VWK709	TAG	E	2200	85	PC	EF2		Yes	Yes	C	2	UNTEC2W	3	NA	NA	NR					
															Universal ECU.									
3C2, 3C5, B6	03/05 - 11/10	Sedan, Wagon	BR-450600	Brink	E	2200	85	EC	EDD						UNT300	3	NA	NA	NA					
Not for r36. Bumper cover plate included.															Universal ECU.									
3C2, 3C5, B6	03/05 - 11/10	Sedan, Wagon	VWK703	TAG	E	2000	85	PC	EHD		Yes	Yes	C	2	UNT300	3	NA	NA	NA					
															Universal ECU.									
3C2, 3C5, B6	08/05 - 10/10	Sedan, Wagon	BR-450600	Brink	E	2200	85	EC	EDD						BR-756577		A	A	C	Yes	Yes	Yes	Yes	Yes
Not for r36. Bumper cover plate included.															Direct Fit CAN-Bus 7 Pin Wiring Harness. No continuous power solution available. No ignition switched continuous power solution available. Right hand drive.									
3C2, 3C5, B6	08/05 - 10/10	Sedan, Wagon	VWK703	TAG	E	2000	85	PC	EHD		Yes	Yes	C	2	BR-756577		A	A	C	Yes	Yes	Yes	Yes	Yes
															Direct Fit CAN-Bus 7 Pin Wiring Harness. No continuous power solution available. No ignition switched continuous power solution available. Right hand drive.									

DESCRIPTION	YEAR (MM/YY)	BODY	TOWBAR PART No.	BRAND	TOWBAR CLASS	T CAP (KG)	BW (KG)	COATING	LUG / BALL TYPE	LUG PART No.	REMOVE BUMPER	BUMPER CUT OUT	EXPOSURE	FITTING TIME (HRS)	WIRING HARNESS PART No.	WIRING TIME (HRS)	REVERSE SENSOR	FOG CUT OFF	DEALER CODING	Q2 SUPPORT	CHECK CTRL SUPPORT	LED SUPPORT	OEM CON -NECTORS	TSP SUPPORT
-------------	-----------------	------	--------------------	-------	-----------------	------------	---------	---------	--------------------	-----------------	------------------	-------------------	----------	-----------------------	-------------------------------	----------------------	-------------------	----------------	------------------	---------------	-----------------------	----------------	---------------------	----------------

VOLKSWAGEN

Refer to owners manual for towing capacity and additional requirement

PASSAT																								
365, 3C2, 3C5 Not for R36	08/05 - 10/14	Sedan, Wagon	BR-450600	Brink	E	2200	85	EC	EDD						BR-756577		A	A	C	Yes	Yes	Yes	Yes	Yes
Not for r36. Bumper cover plate included.															Direct Fit CAN-Bus 7 Pin Wiring Harness. No continuous power solution available. No ignition switched continuous power solution available. Right hand drive.									
365, 3C2, 3C5 Not for R36	04/07 - 10/15	Sedan, Wagon	BR-450600	Brink	E	2200	85	EC	EDD						UNT300	3	NA	NA	NA					
Not for r36. Bumper cover plate included.															Universal ECU.									
365, 3C(365), 3G2, 3G5, B7, B8	06/08 - On	Sedan, Wagon	BR-558200	Brink	E	2200	90	EC	EDD						UNT300	3	NA	NA	NA					
Not for r-line.															Universal ECU.									
362, 3C(362)	08/10 - 10/15	Sedan	BR-558200	Brink	E	2200	90	EC	EDD						UNT300	3	NA	NA	NA					
Not for 4motion. Not for r-line.															Universal ECU.									
362, 3C(362)	11/10 - 10/14	Sedan	BR-558200	Brink	E	2200	90	EC	EDD						BR-756577		A	A	C	Yes	Yes	Yes	Yes	Yes
Not for 4motion. Not for r-line.															Direct Fit CAN-Bus 7 Pin Wiring Harness. No continuous power solution available. No ignition switched continuous power solution available. Right hand drive.									
365, 3C(365), 3G2, 3G5, B7, B8	11/10 - 10/14	Sedan, Wagon	BR-558200	Brink	E	2200	90	EC	EDD						BR-756577		A	A	C	Yes	Yes	Yes	Yes	Yes
Not for r-line.															Direct Fit CAN-Bus 7 Pin Wiring Harness. No continuous power solution available. No ignition switched continuous power solution available. Right hand drive.									
3G2(B8), 3G5(B8)	08/14 - On	Sedan, Wagon	BR-598500	Brink	E	2200	90	EC	EDD						UNT300	3	NA	NA	NA					
Also fits vehicles with "smart opener system".															Universal ECU.									
3G2(B8), 3G5(B8)	08/14 - On	Sedan, Wagon	BR-614700	Brink	E	2200	90	EC	EVD						UNT300	3	NA	NA	NA					
Not for 4motion. Also fits vehicles with "smart opener system".															Universal ECU.									
3G2(B8), 3G5(B8)	11/14 - On	Sedan, Wagon	BR-598500	Brink	E	2200	90	EC	EDD						BR-701508		A	A	C	Yes	Yes	Yes	Yes	Yes
Also fits vehicles with "smart opener system". For vehicles with and without prepared connector for wiring kit.															Direct Fit CAN-Bus 13 Pin Wiring Harness. Power supply (pin 9) included. Including Battery charge (pin 10). Right hand drive.									
3G2(B8), 3G5(B8)	11/14 - On	Sedan, Wagon	BR-614700	Brink	E	2200	90	EC	EVD						BR-701508		A	A	C	Yes	Yes	Yes	Yes	Yes
Not for 4motion. Also fits vehicles with "smart opener system". For vehicles with and without prepared connector for wiring kit.															Direct Fit CAN-Bus 13 Pin Wiring Harness. Power supply (pin 9) included. Including Battery charge (pin 10). Right hand drive.									
B8	06/15 - On	Sedan, Wagon	BR-558200	Brink	E	2200	90	EC	EDD						750071EJ	1	VC	NA	O					
Not for r-line.															Direct Fit CAN-Bus Wiring Harness.									
POLO																								
60, 6C, 6R, 6R_, 9N_	10/01 - 06/09	Hatchback, Sedan	BR-392300	Brink	E	1200	50	EC	EHD						UNT300	3	NA	NA	NA					
Not for bluemotion. Not for crosspolo. Not for fun.															Universal ECU.									
60, 6C, 6C1, 6R, 6R_, 6R1	06/09 - 04/14	Hatchback	BR-523000	Brink	E	1200	85	EC	EDD						UNT300	3	NA	NA	NA					
Not for bluegt. Not for bluemotion. Not for bluemotion technology. Not for crosspolo. Not for gti. Not for r-line. Not for wr.															Universal ECU.									

DESCRIPTION	YEAR (MM/YY)	BODY	TOWBAR PART No.	BRAND	TOWBAR CLASS	T CAP (KG)	BW (KG)	COATING	LUG / BALL TYPE	LUG PART No.	REMOVE BUMPER	BUMPER CUT OUT	EXPOSURE	FITTING TIME (HRS)	WIRING HARNESS PART No.	WIRING TIME (HRS)	REVERSE SENSOR	FOG CUT OFF	DEALER CODING	Q2 SUPPORT	CHECK CTRL SUPPORT	LED SUPPORT	OEM CON -NECTORS	TSP SUPPORT
-------------	-----------------	------	--------------------	-------	-----------------	------------	---------	---------	--------------------	-----------------	------------------	-------------------	----------	-----------------------	-------------------------------	----------------------	-------------------	----------------	------------------	---------------	-----------------------	----------------	---------------------	----------------

VOLKSWAGEN

Refer to owners manual for towing capacity and additional requirement

POLO																								
6R_	06/09 - 07/14	Hatchback	BR-523000	Brink	E	1200	85	EC	EDD						UNT743	3	VC	A	C					
Not for bluegt. Not for bluemotion. Not for bluemotion technology. Not for crosspolo. Not for gti. Not for r-line. Not for wrc.															Direct Fit Wiring Harness.									
6R_	06/09 - 11/14	Hatchback	BR-531900	Brink	E	1200	85	EC							UNT743	3	VC	A	C					
Not for bluegt. Not for gti. Not for r-line. Not for wrc.															Direct Fit Wiring Harness.									
6C, 6R, 6R_	06/09 - 02/18	Hatchback	BR-392300	Brink	E	1200	50	EC	EHD						UNT743	3	VC	A	C					
Not for bluemotion. Not for crosspolo. Not for fun.															Direct Fit Wiring Harness.									
60, 6C, 6R, 6R_	09/09 - 06/09	Hatchback	BR-392300	Brink	E	1200	50	EC	EHD						BR-748177		A	A	C	Yes	Yes	Yes	Yes	Yes
Not for bluemotion. Not for crosspolo. Not for fun.															Direct Fit CAN-Bus 7 Pin Wiring Harness. No continuous power solution available. No ignition switched continuous power solution available. Right hand drive.									
60, 6C, 6C1, 6R, 6R_, 6R1	09/09 - 03/14	Hatchback	BR-523000	Brink	E	1200	85	EC	EDD						BR-748177		A	A	C	Yes	Yes	Yes	Yes	Yes
Not for bluegt. Not for bluemotion. Not for bluemotion technology. Not for crosspolo. Not for gti. Not for r-line. Not for wrc.															Direct Fit CAN-Bus 7 Pin Wiring Harness. No continuous power solution available. No ignition switched continuous power solution available. Right hand drive.									
60, 6C, 6C1, 6R, 6R_, 6R1, AW	09/09 - 03/14	Hatchback	BR-531900	Brink	E	1200	85	EC							BR-748177		A	A	C	Yes	Yes	Yes	Yes	Yes
Not for bluegt. Not for gti. Not for r-line. Not for wrc.															Direct Fit CAN-Bus 7 Pin Wiring Harness. No continuous power solution available. No ignition switched continuous power solution available. Right hand drive.									
AW	09/09 - 03/14	Hatchback	VWK724	TAG	E	1200	75	PC	EHD	KL1K72A	Yes	No	C	1.5	BR-748177		A	A	C	Yes	Yes	Yes	Yes	Yes
															Direct Fit CAN-Bus 7 Pin Wiring Harness. No continuous power solution available. No ignition switched continuous power solution available. Right hand drive.									
60, 6C, 6R, 6R_	04/14 - 06/09	Hatchback	BR-392300	Brink	E	1200	50	EC	EHD						BR-756827		A	A	C	Yes	Yes	Yes	Yes	Yes
Not for bluemotion. Not for crosspolo. Not for fun.															Direct Fit CAN-Bus 7 Pin Wiring Harness. No continuous power solution available. No ignition switched continuous power solution available. Right hand drive.									
60, 6C, 6C1, 6R, 6R_, 6R1	04/14 - 04/14	Hatchback	BR-523000	Brink	E	1200	85	EC	EDD						BR-756827		A	A	C	Yes	Yes	Yes	Yes	Yes
Not for bluegt. Not for bluemotion. Not for bluemotion technology. Not for crosspolo. Not for gti. Not for r-line. Not for wrc.															Direct Fit CAN-Bus 7 Pin Wiring Harness. No continuous power solution available. No ignition switched continuous power solution available. Right hand drive.									
60, 6C, 6C1, 6R, 6R_, 6R1, AW	04/14 - 08/17	Hatchback	BR-531900	Brink	E	1200	85	EC							BR-756827		A	A	C	Yes	Yes	Yes	Yes	Yes
Not for bluegt. Not for gti. Not for r-line. Not for wrc.															Direct Fit CAN-Bus 7 Pin Wiring Harness. No continuous power solution available. No ignition switched continuous power solution available. Right hand drive.									
AW	04/14 - 08/17	Hatchback	VWK724	TAG	E	1200	75	PC	EHD	KL1K72A	Yes	No	C	1.5	BR-756827		A	A	C	Yes	Yes	Yes	Yes	Yes
															Direct Fit CAN-Bus 7 Pin Wiring Harness. No continuous power solution available. No ignition switched continuous power solution available. Right hand drive.									
AE1, AW, AW1, BZ1	2017 - On	Hatchback	BR-643500	Brink	E	1200	50	EC							UNT300	3	NA	NA	NA					
Not for gti. Not for r-line.															Universal ECU.									
AE1, AW1, BZ1	06/17 - On	Hatchback	BR-643500	Brink	E	1200	50	EC							BR-746317		A	A	C	Yes	Yes	Yes	Yes	Yes
Not for gti. Not for r-line. For vehicles with and without prepared connector for wiring kit.															Direct Fit CAN-Bus 7 Pin Wiring Harness. No continuous power solution available. No ignition switched continuous power solution available. Right hand drive.									
AW	09/17 - On	Hatchback	VWK724	TAG	E	1200	75	PC	EHD	KL1K72A	Yes	No	C	1.5	UNTEC2W	3	NA	NA	NR					
															Universal ECU.									

DESCRIPTION	YEAR (MM/YY)	BODY	TOWBAR PART No.	BRAND	TOWBAR CLASS	T CAP (KG)	BW (KG)	COATING	LUG / BALL TYPE	LUG PART No.	REMOVE BUMPER	BUMPER CUT OUT	EXPOSURE	FITTING TIME (HRS)	WIRING HARNESS PART No.	WIRING TIME (HRS)	REVERSE SENSOR	FOG CUT OFF	DEALER CODING	Q2 SUPPORT	CHECK CTRL SUPPORT	LED SUPPORT	OEM CON- NECTORS	TSP SUPPORT
-------------	-----------------	------	--------------------	-------	-----------------	------------	---------	---------	--------------------	-----------------	------------------	-------------------	----------	-----------------------	-------------------------------	----------------------	-------------------	----------------	------------------	---------------	-----------------------	----------------	---------------------	----------------

VOLKSWAGEN

Refer to owners manual for towing capacity and additional requirement

T-CROSS																								
C11	12/18 - On	SUV	BR-684400	Brink	E	1200	55	EC							UNT300	3	NA	NA	NA					
																Universal ECU.								

TIGUAN																								
5N, AD, AD1, AX1	09/07 - On	SUV, Wagon	BR-666100	Brink	E	2500	100	EC							UNT300	3	NA	NA	NA					
Also fits vehicles with "smart opener system", not for cupra, not for fr, not for rs quattro, also fits s-line with and without bumper cover, attention! depending on engine version, changes may be necessary in the cooling system																Universal ECU.								
AD1, AX1	01/16 - On	SUV	BR-666100	Brink	E	2500	100	EC							BR-756844									
Also fits vehicles with "smart opener system", not for cupra, not for fr, not for rs quattro, also fits s-line with and without bumper cover, attention! depending on engine version, changes may be necessary in the cooling system																Direct Fit CAN-Bus Wiring Harness.								
AD1, AX1	01/16 - On	SUV	T4P653	TAG	H	2500	250	EID	S50	L4120	Yes	Yes	C	3	BR-756844									
WILL NOT FIT DIESEL!!!																Direct Fit CAN-Bus Wiring Harness.								
AD1, AX1	01/16 - On	SUV	T4P653	TAG	H	2500	250	EID	S50	L4120	Yes	Yes	C	3	UNT300	3	NA	NA	NA					
WILL NOT FIT DIESEL!!!																Universal ECU.								
AD, AD1, AX1	04/16 - On	SUV, Wagon	BR-666100	Brink	E	2500	100	EC							BR-701508		A	A	C	Yes	Yes	Yes	Yes	Yes
Also fits vehicles with "smart opener system", not for cupra, not for fr, not for rs quattro, also fits s-line with and without bumper cover, attention! depending on engine version, changes may be necessary in the cooling system For vehicles with and without prepared connector for wiring kit.																Direct Fit CAN-Bus 13 Pin Wiring Harness. Power supply (pin 9) included. Including Battery charge (pin 10). Right hand drive.								
AD1, AX1	04/16 - On	SUV	T4P653	TAG	H	2500	250	EID	S50	L4120	Yes	Yes	C	3	BR-701508		A	A	C	Yes	Yes	Yes	Yes	Yes
WILL NOT FIT DIESEL!!! For vehicles with and without prepared connector for wiring kit.																Direct Fit CAN-Bus 13 Pin Wiring Harness. Power supply (pin 9) included. Including Battery charge (pin 10). Right hand drive.								
AD	09/16 - On	Wagon	BR-666100	Brink	E	2500	100	EC							750071EJ	1	VC	NA	O					
Also fits vehicles with "smart opener system", not for cupra, not for fr, not for rs quattro, also fits s-line with and without bumper cover, attention! depending on engine version, changes may be necessary in the cooling system																Direct Fit CAN-Bus Wiring Harness.								
AD1	09/16 - On	SUV	T4P653	TAG	H	2500	250	EID	S50	L4120	Yes	Yes	C	3	750071EJ	1	VC	NA	O					
WILL NOT FIT DIESEL!!!																Direct Fit CAN-Bus Wiring Harness.								

TIGUAN ALLSPACE																								
BJ2, BW2	03/17 - On	SUV	BR-666100	Brink	E	2500	100	EC							BR-701508		A	A	C	Yes	Yes	Yes	Yes	Yes
Also fits vehicles with "smart opener system", not for cupra, not for fr, not for rs quattro, also fits s-line with and without bumper cover, attention! depending on engine version, changes may be necessary in the cooling system For vehicles with and without prepared connector for wiring kit.																Direct Fit CAN-Bus 13 Pin Wiring Harness. Power supply (pin 9) included. Including Battery charge (pin 10). Right hand drive.								
BJ2, BW2	03/17 - On	SUV	BR-666100	Brink	E	2500	100	EC							UNT300	3	NA	NA	NA					
Also fits vehicles with "smart opener system", not for cupra, not for fr, not for rs quattro, also fits s-line with and without bumper cover, attention! depending on engine version, changes may be necessary in the cooling system																Universal ECU.								

TOUAREG																								
7L, 7L6, 7LA, 7P	09/03 - 11/04	SUV, Wagon	BR-359000	Brink	E	3500	140	EC							UNT300	3	NA	NA	NA					
For vehicles without spare wheel on the rear door.																Universal ECU.								
7L For vehicles without spare wheel on the rear door	09/03 - 05/10	Wagon	BR-469100	Brink	E	3500	140	EC	EDD						BR-756617									
For vehicles without spare wheel on the rear door.																Direct Fit Wiring Harness.								

DESCRIPTION	YEAR (MM/YY)	BODY	TOWBAR PART No.	BRAND	TOWBAR CLASS	T CAP (KG)	BW (KG)	COATING	LUG / BALL TYPE	LUG PART No.	REMOVE BUMPER	BUMPER CUT OUT	EXPOSURE	FITTING TIME (HRS)	WIRING HARNESS PART No.	WIRING TIME (HRS)	REVERSE SENSOR	FOG CUT OFF	DEALER CODING	Q2 SUPPORT	CHECK CTRL SUPPORT	LED SUPPORT	OEM CON -NECTORS	TSP SUPPORT
-------------	-----------------	------	--------------------	-------	-----------------	------------	---------	---------	--------------------	-----------------	------------------	-------------------	----------	-----------------------	-------------------------------	----------------------	-------------------	----------------	------------------	---------------	-----------------------	----------------	---------------------	----------------

VOLKSWAGEN

Refer to owners manual for towing capacity and additional requirement

TOUAREG																								
7L For vehicles without spare wheel on the rear door	09/03 - 05/10	Wagon	BR-469100	Brink	E	3500	140	EC	EDD						UNT300	3	NA	NA	NA					
For vehicles without spare wheel on the rear door.															Universal ECU.									
7L	09/03 - 05/10	Wagon	T4P532	TAG	H	3500	350	EID	S50	L4045	Yes	Yes	C	3	BR-756617									
															Direct Fit Wiring Harness.									
7L, 7L6, 7LA	09/03 - 05/10	Wagon	BR-359000	Brink	E	3500	140	EC							BR-756617									
For vehicles without spare wheel on the rear door.															Direct Fit Wiring Harness.									
7L	09/03 - 2011	SUV, Wagon	T4P532	TAG	H	3500	350	EID	S50	L4045	Yes	Yes	C	3	UNT300	3	NA	NA	NA					
															Universal ECU.									
7L, 7L6, 7LA	11/07 - 05/10	Wagon	BR-469100	Brink	E	3500	140	EC	EDD						BR-756617									
For vehicles without spare wheel on the rear door.															Direct Fit Wiring Harness.									
7L, 7L6, 7LA	11/07 - 05/10	Wagon	BR-469100	Brink	E	3500	140	EC	EDD						UNT300	3	NA	NA	NA					
For vehicles without spare wheel on the rear door.															Universal ECU.									
7P For vehicles without spare wheel on the rear door	01/10 - On	SUV, Wagon	BR-469100	Brink	E	3500	140	EC	EDD						UNT300	3	NA	NA	NA					
Not for r-line. For vehicles without spare wheel on the rear door.															Universal ECU.									
CR, CR7	11/17 - On	SUV	BR-655800	Brink	E	3500	140	EC							UNT300	3	NA	NA	NA					
Also fits vehicles with "smart opener system".															Universal ECU.									
CR7	11/17 - On	SUV	BR-660100	Brink	E	3500	140	EC							UNT300	3	NA	NA	NA					
Also fits vehicles with "smart opener system".															Universal ECU.									
7P	06/18 - On	SUV, Wagon	BR-359000	Brink	E	3500	140	EC							750073EJ	1	VC	NA	O					
For vehicles without spare wheel on the rear door.															Direct Fit CAN-Bus Wiring Harness.									
7P For vehicles without spare wheel on the rear door	06/18 - On	SUV, Wagon	BR-469100	Brink	E	3500	140	EC	EDD						750073EJ	1	VC	NA	O					
Not for r-line. For vehicles without spare wheel on the rear door.															Direct Fit CAN-Bus Wiring Harness.									
CR	06/18 - On	SUV	BR-655800	Brink	E	3500	140	EC							750073EJ	1	VC	NA	O					
Also fits vehicles with "smart opener system".															Direct Fit CAN-Bus Wiring Harness.									

TRANSPORTER																								
T5, T6	04/03 - On	Van	T7P725	TAG	H3	2500	100	PC	S50		Yes	Yes		1	UNT300	3	NA	NA	NA					
															Universal ECU.									
7EA, 7EH, 7HA, 7HH, T5	04/03 - 12/15	Van	BR-437100	Brink	E	2800	120	EC							UNTEC2W	3	NA	NA	NR					
For vehicles without park distance control.															Universal ECU.									
7EA, 7EH, 7HA, 7HH, SGA, SGH, SHA, SHH, T5	04/03 - 09/19	Van	BR-468400	Brink	E	2800	120	EC	EDD						UNTEC2W	3	NA	NA	NR					
															Universal ECU.									
SGA, SGH, SHA, SHH	04/15 - 09/19	Van	BR-437100	Brink	E	2800	120	EC							UNTEC2W	3	NA	NA	NR					
For vehicles without park distance control															Universal ECU.									

TRANSPORTER / CARAVELLE																								
T5	04/03 - 12/15	Bus	BR-437100	Brink	E	2800	120	EC							UNTEC2W	3	NA	NA	NR					
For vehicles without park distance control.															Universal ECU.									

DESCRIPTION	YEAR (MM/YY)	BODY	TOWBAR PART No.	BRAND	TOWBAR CLASS	T CAP (KG)	BW (KG)	COATING	LUG / BALL TYPE	LUG PART No.	REMOVE BUMPER	BUMPER CUT OUT	EXPOSURE	FITTING TIME (HRS)	WIRING HARNESS PART No.	WIRING TIME (HRS)	REVERSE SENSOR	FOG CUT OFF	DEALER CODING	Q2 SUPPORT	CHECK CTRL SUPPORT	LED SUPPORT	OEM CON- NECTORS	TSP SUPPORT
-------------	-----------------	------	--------------------	-------	-----------------	------------	---------	---------	--------------------	-----------------	------------------	-------------------	----------	-----------------------	-------------------------------	----------------------	-------------------	----------------	------------------	---------------	-----------------------	----------------	---------------------	----------------

VOLKSWAGEN
Refer to owners manual for towing capacity and additional requirement

TRANSPORTER / CARAVELLE																								
T5	04/03 - 12/15	Bus	T7P725	TAG	H3	2500	100	PC	S50		Yes	Yes		1	UNT300	3	NA	NA	NA					
															Universal ECU.									
SGB, SGC, SGG, SGJ, SHB, SHC, SHJ, T5	04/03 - 09/19	Bus	BR-468400	Brink	E	2800	120	EC	EDD						UNTEC2W	3	NA	NA	NR					
															Universal ECU.									
SGB, SGC, SGG, SGJ, SHB, SHC, SHJ	04/15 - 09/19	Bus	BR-437100	Brink	E	2800	120	EC							UNTEC2W	3	NA	NA	NR					
For vehicles without park distance control															Universal ECU.									
T-ROC																								
A11	07/17 - On	Hatchback, SUV	BR-647300	Brink	E	1900	80	EC							UNT300	3	NA	NA	NA					
Not for r-line.															Universal ECU.									
A11	07/17 - On	SUV	BR-647300	Brink	E	1900	80	EC							BR-701508		A	A	C	Yes	Yes	Yes	Yes	Yes
Not for r-line. For vehicles with and without prepared connector for wiring kit.															Direct Fit CAN-Bus 13 Pin Wiring Harness. Power supply (pin 9) included. Including Battery charge (pin 10). Right hand drive.									